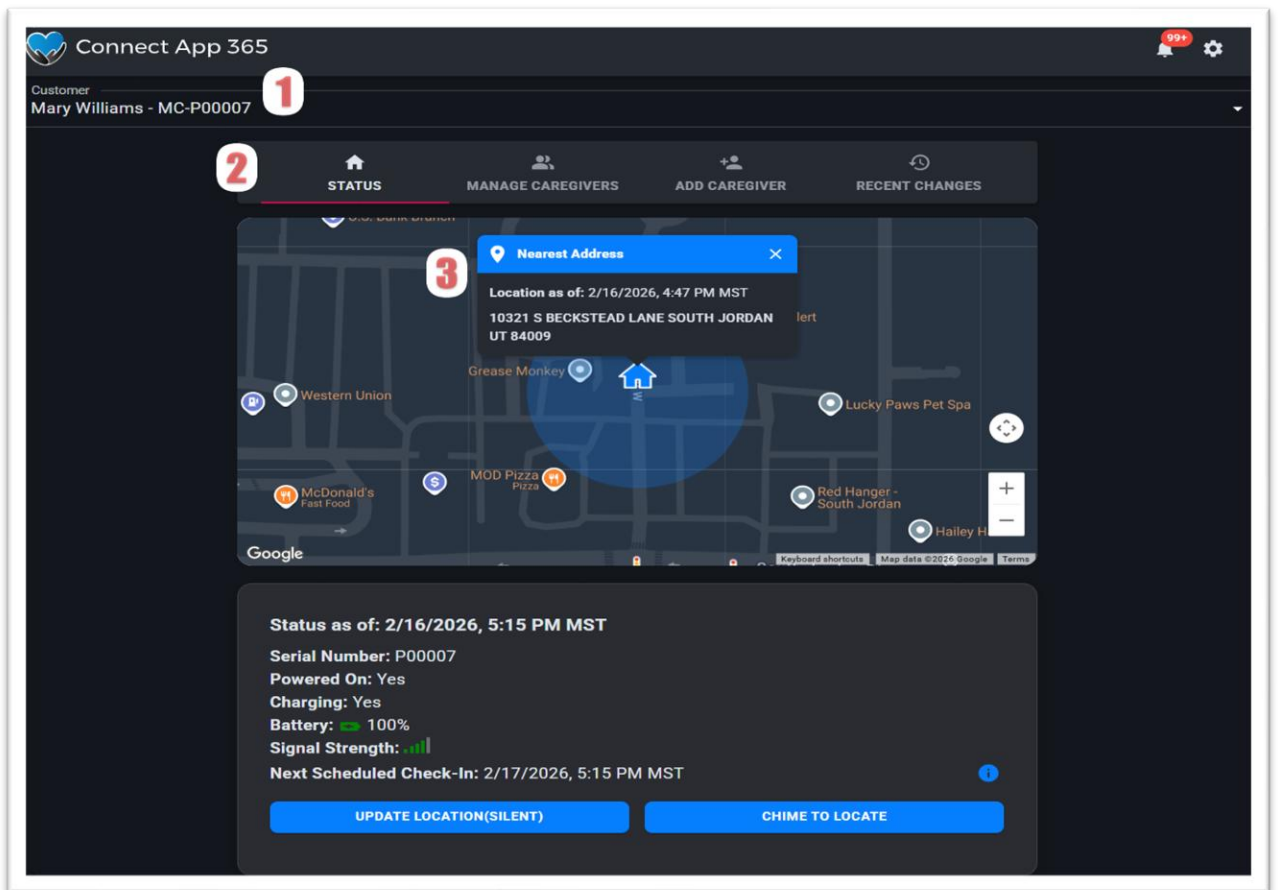




Connect App 365 – Caregiver Guide

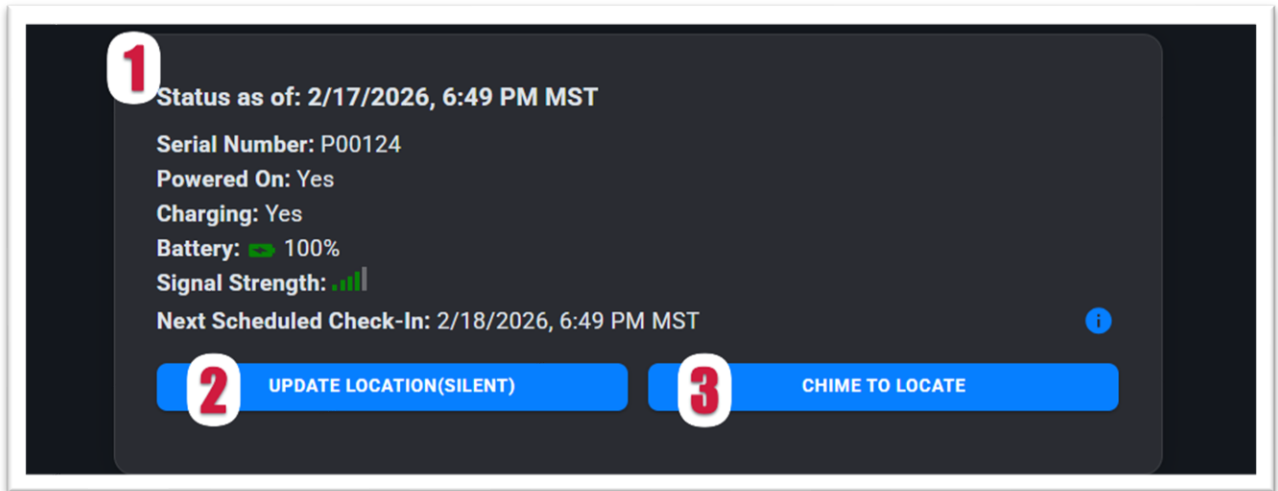
Caregiver Quick Reference Guide

1. Dashboard Overview



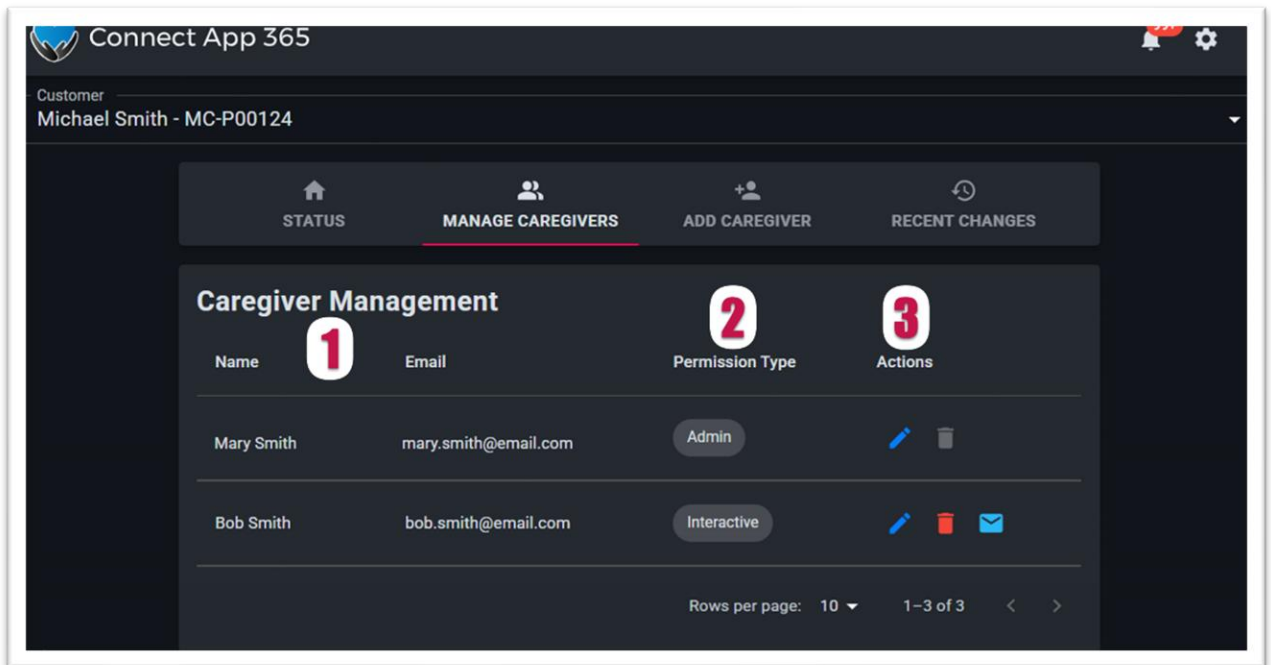
1	Customer Drop-Down	Switch between customers
2	Navigation Tabs	Navigate using the tabs above the map (Status, Manage Caregivers, Add Caregiver, Recent Changes)
3	Map Area	View the device's last known location and timestamp on the map

2. Monitoring Device Status



1	Device Status Panel	Review battery level, charging status, signal strength, and next check-in time
2	Update Location (Silent)	Select 'Update Location (Silent)' for real-time location and device status update (may take up to 30 seconds to refresh)
3	Chime to Locate button	Select "Chime to Locate" to trigger a 20-second audible tone to help locate a misplaced device

3. Managing Caregivers



1	Caregiver list	View all assigned caregivers
2	Permission Type	Admin, Interactive, View Only
3	Actions	Admin users may edit or remove caregivers

4. Adding a Caregiver (Admin Only)

Connect App 365

Customer
Michael Smith - MC-P00124

STATUS MANAGE CAREGIVERS **ADD CAREGIVER** RECENT CHANGES

Add New Caregiver

1 First Name *

Last Name *

Email Address *

Temporary Password *

This password is temporary. The new caregiver will be prompted to change it when they first login.

2 User Type

View Only ⓘ

Interactive ⓘ

Admin ⓘ

3 Notification Preferences

Configure how this caregiver will receive notifications. You can change these settings later.

Alerts & Emergencies ▾

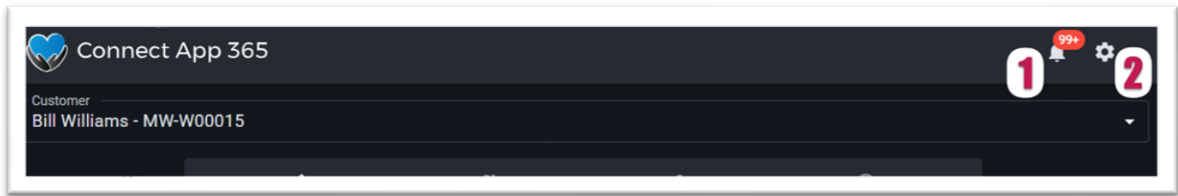
Caregiver Activity ▾

System Notifications ▾

4 CANCEL ADD CAREGIVER

1	Required fields	Name, email, temporary password
2	User Type selection	Admin, Interactive, View Only
3	Notification Preferences configuration.	Set the new caregiver's alert preferences and delivery method – settings can be updated anytime
4	Add Caregiver button	Select 'Add Caregiver' to complete setup

5. Additional App Controls



1	Notifications (Bell Icon)	View your recent notification history
2	Settings (Gear Icon)	Access profile settings, appearance options, mobile bookmark instructions, and logout.
