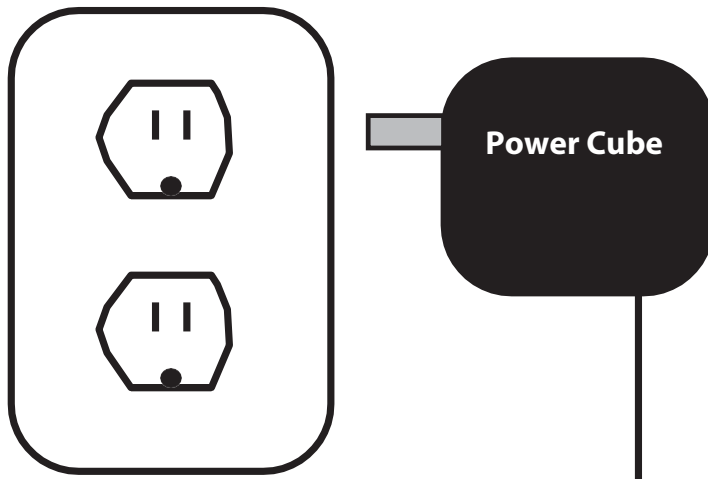




1. Plug the power cube into an AC outlet.



2. Find the power switch on the back of the unit and place it in the "I" position. The status light will begin to flash orange.



3. After a short time the status light will turn green and your MXD-LTE will announce "System Ready."



4. Initiate your first call to the response center by simply pressing your Personal Help Button (PHB). When the response center answers the call, inform them you are just testing your new system.



# Warnings and Notifications

## Battery Warning:

Lithium-ion batteries can EXPLODE, CATCH FIRE, and/or CAUSE BURNS if disassembled, punctured, cut, crushed, short-circuited, incinerated, or exposed to water, fire, or high temperatures. To ensure optimal safety and performance of your MXD-LTE:

- **DO NOT** disassemble or open, crush, bend, deform, puncture, or shred the battery.
- **DO NOT** modify or remanufacture, attempt to insert foreign objects into the battery, immerse or expose to water or other liquids, or expose to fire, explosion, or other hazard
- Only use the battery for the MXD-LTE for which it was specified.
- Only use the battery with the MXD-LTE charging system that has been qualified with the system per standard. Use of an unqualified battery or charger may present a risk of fire, explosion, leakage, or other hazard.
- **DO NOT** short circuit a battery or allow metallic or conductive objects to contact the battery terminals.
- Replace the battery only with another battery that has been qualified with the MXD-LTE per standard. Use of an unqualified battery may present a risk of fire, explosion, leakage, or other hazard.
- **DO NOT** keep a battery at rest for a long time (over 6 months). Safety accident may occur when re-charging a battery which has rested longer than 6 months.
- Promptly dispose of used batteries in accordance with local regulations.
- Battery usage by children should be supervised.
- Avoid dropping the MXD-LTE or battery. If the MXD-LTE or battery is dropped, especially on a hard surface, and you suspect damage, please contact your service provider.
- Improper battery use may result in a fire, explosion, or other hazard.
- In the event of a battery leak, **DO NOT** allow the liquid to come in contact with the skin or eyes. If contact has been made, wash the affected area with large amounts of water and seek medical advice.
- Seek medical advice immediately if a battery has been swallowed.
- In the unlikely event a Lithium-ion battery catches fire, **DO NOT** attempt to put the fire out with water—use a Class A, B, or C fire extinguisher.
- **DO NOT** place loose batteries in a pocket, purse, or other receptacle containing metal objects.
- **DO NOT** store batteries in extreme heat or with hazardous/combustible material; store in a cool, dry, ventilated area.
- **REPLACE** the battery **IMMEDIATELY** if it has begun to **BULGE** or **DISTORT**.
- Failure to follow these warnings and/or directions could result in damage to your MXD-LTE and will void the warranty for the battery and MXD-LTE.
- Mytrex, Inc. is not liable for any damage caused by failure to follow these warnings and/or directions.

The *MXD-LTE User Manual* can found at [www.mytrexinc.com](http://www.mytrexinc.com).

## Caution:

Changes or modifications not expressly approved by the party responsible for compliance could void your authority to operate the equipment.

## Interference Information:

FCC Rules Part 15: The MXD-LTE complies with Part 15 of the FCC Rules. Operation is subject to the following two conditions: (1) this device may not cause harmful interference, and (2) this device must accept any interference received, including interference that may cause undesired operation.

**Note:** Your MXD-LTE has been tested and found to comply with the limits for a Class B digital device, pursuant to Part 15 of the FCC Rules. These limits are designed to provide reasonable protection against harmful interference in a residential installation. This equipment generates, uses, and can radiate radio frequency energy and, if not installed and used in accordance with the instructions, may cause harmful interference to radio communications. However, there is no guarantee that interference will not occur in a particular installation. If this equipment does cause harmful interference to radio or television reception, which can be determined by turning the equipment off and on, the user is encouraged to try to correct the interference by one or more of the following measures:

- Move the MXD-LTE away from your radio or television
- Plug the MXD-LTE into a different power outlet than your radio or television.
- Reorient or relocate the receiving antenna.
- Consult your service provider or an experienced radio/TV technician for help.