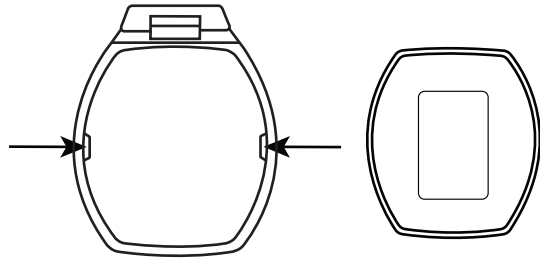
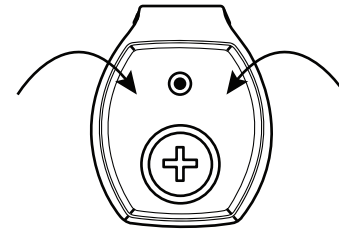


RA3TX+ Bezel Swap Instructions

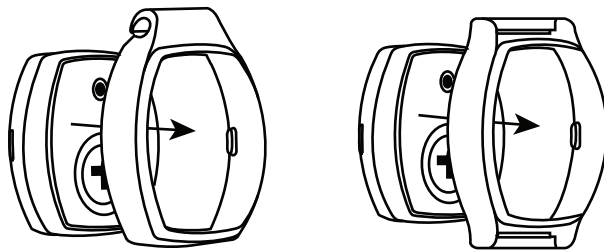
1. The PHB is held in the bezel by two clips.



2. To remove the PHB from a bezel place one hand on each side of the PHB/bezel with the front of the PHB/bezel facing toward you then flex inward.



3. Place the PHB in the desired bezel until it clicks into place.



4. Place wrist strap on the wrist bezel if needed.

